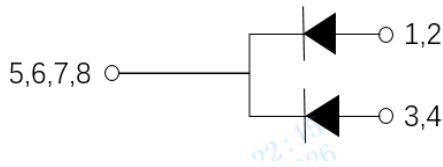



Schottky Diodes



Features

- High frequency operation
- High purity, high temperature epoxy encapsulation for enhanced mechanical strength and moisture resistance
- Guard ring for enhanced ruggedness and long term reliability
- Part no. with suffix "Q" means AEC-Q101 qualified

Typical Applications

Typical applications are in switching power supplies, converters, automotive, freewheeling diodes, and reverse battery protection.

Mechanical Data

- **Package:** PDFN5060
Molding compound meets UL 94 V-0 flammability rating, RoHS-compliant
- **Terminals:** Tin plated leads, solderable per J-STD-002 and JESD22-B102
- **Polarity:** As marked

■Maximum Ratings (T_a=25°C Unless otherwise specified)

PARAMETER	SYMBOL	UNIT	MBR645P5CQ
Device marking code			MBR645P5C
Repetitive peak reverse voltage	V _{RRM}	V	45
Average Rectified Output Current @60Hz -sine wave, T _c =135°C	I _O	A	6
Forward Surge Current (Non-repetitive) @60Hz 8.3ms half-sine wave, 1 cycle, T _a =25°C	I _{FSM}	A	80
Current Squared Time @1ms≤t≤8.3ms T _J =25°C	I ² t	A ² s	26
Storage Temperature	T _{stg}	°C	-55 ~ +150
Junction Temperature	T _J	°C	-55 ~ +150

■Electrical Characteristics (T_a=25°C Unless otherwise specified)

PARAMETER	SYMBOL	UNIT	TEST CONDITIONS	Typ	Max	
Instantaneous forward voltage per diode	V _F	V	I _F =3A T _J =25°C	0.51	0.6	
			I _F =3A T _J =125°C	0.45	0.5	
Typical junction capacitance per diode	C _J	pF	V _R =4V, f=1 MHz	170	-	
Instantaneous reverse current per diode	I _R	mA	V _R =45V	T _J =25°C	-	0.1
				T _J =125°C	-	100



MBR645P5CQ

■ Characteristics (Typical)

Fig.1: Forward Current Derating Curve

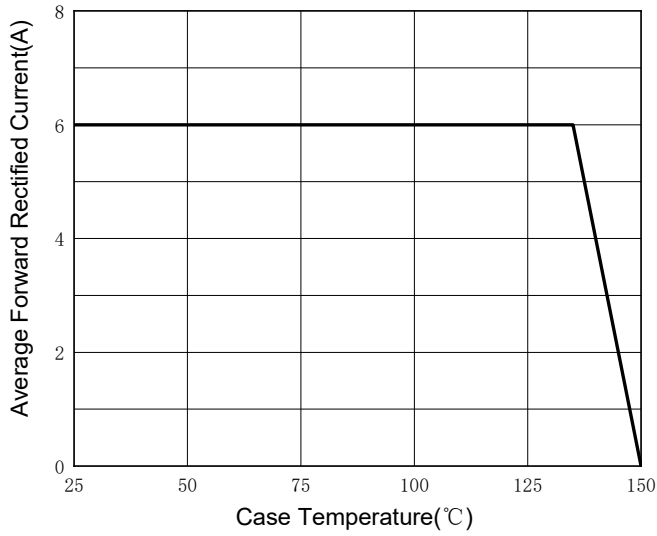


Fig.2: Forward Surge Current Capability(Per Diode)

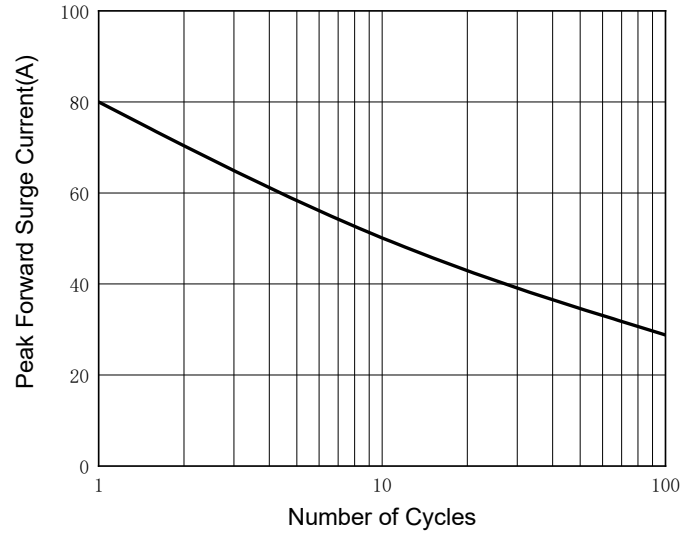


Fig.3: Typical Instantaneous Forward Characteristics(Per Diode)

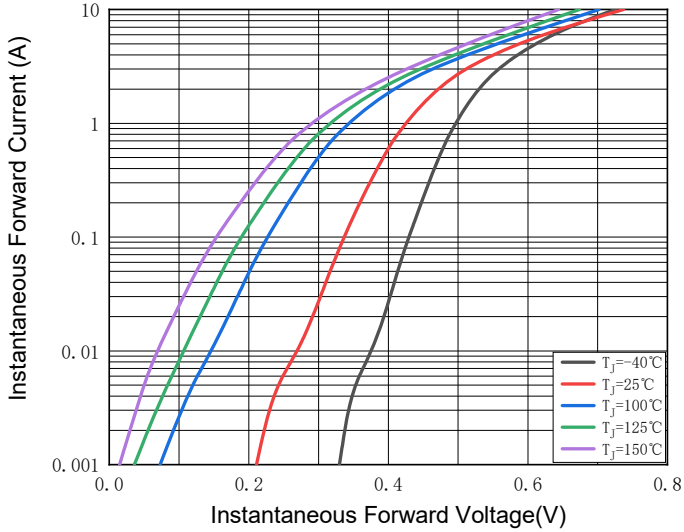


Fig.4: Typical Reverse Leakage Characteristics(Per Diode)

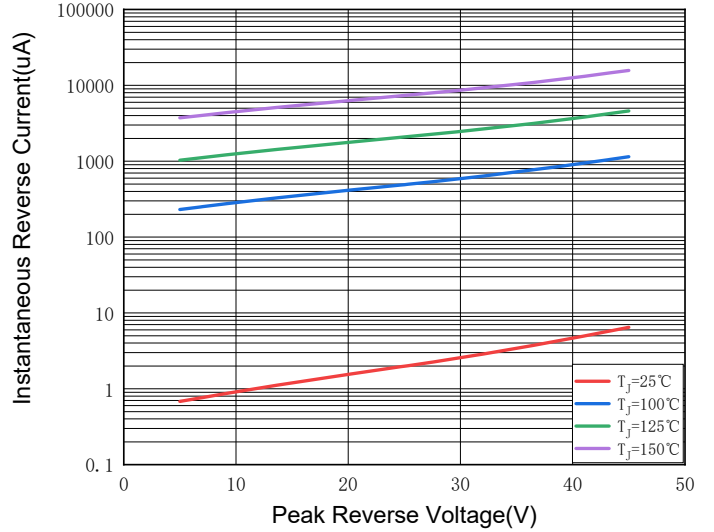


Fig.5: Typical Junction Capacitance(Per Diode)

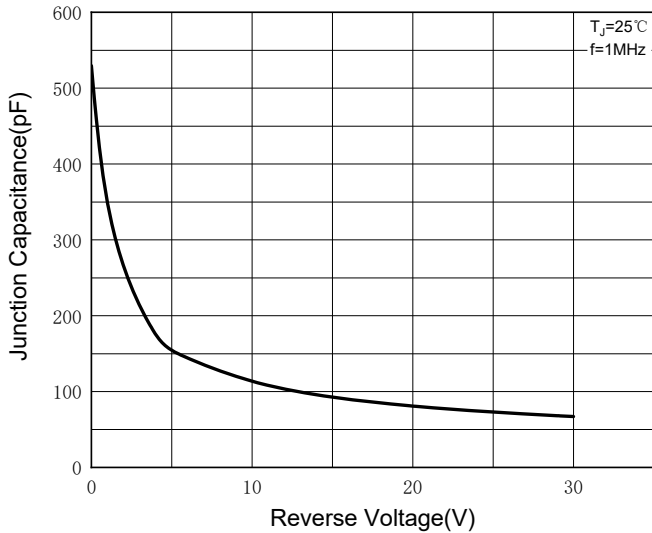
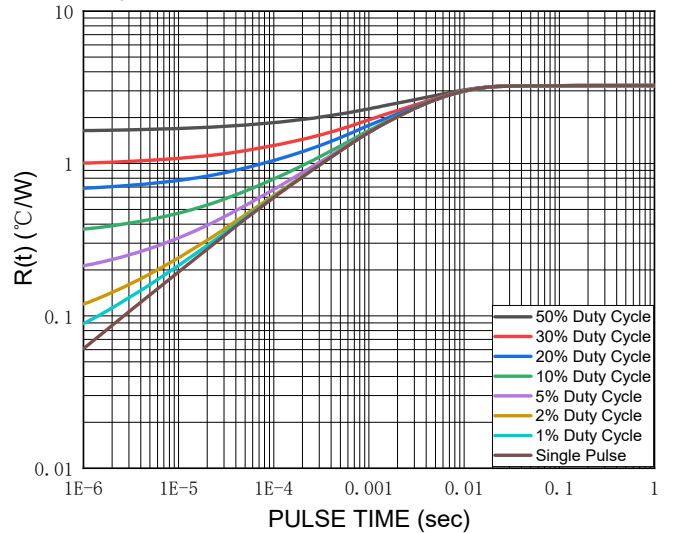


Fig.6: Transient Thermal Response, Junction to Case





MBR645P5CQ

■ Thermal Characteristics (T_a=25°C Unless otherwise specified)

PARAMETER	SYMBOL	UNIT	MBR645P5CQ
Typical thermal resistance per diode	R _{θJ-A}	°C/W	55 ⁽¹⁾
	R _{θJ-C}	°C/W	3.5 ⁽²⁾

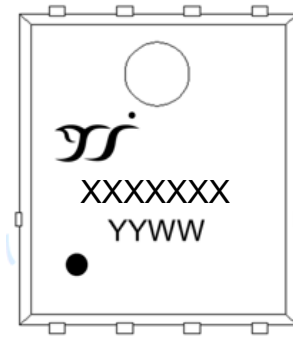
Note:

- (1) Thermal resistance between junction and ambient mounted on P.C.B with 25.4mm*25.4mm copper pad areas.
- (2) Thermal resistance between junction and case.

■ Ordering Information (Example)

PREFERED P/N	UNIT WEIGHT(g)	MINIIMUM PACKAGE(pcs)	INNER BOX QUANTITY(pcs)	OUTER CARTON QUANTITY(pcs)	DELIVERY MODE
MBR645P5CQ	Approximate 0.105	5000	10000	100000	13" reel

■ Marking Information



Note:

1. All marking is at middle of the product body
2. All marking is in laser printing
3. XXXXXX is marking code, like MBR645P5CQ marking code is MBR645P5C
4. Body color: Black
5. YYWW is date code, "YY" is year. "WW" is week.

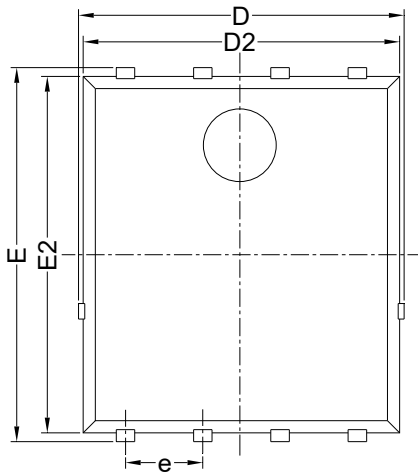
For instance:

- The 17th week of 2022, date code is 2217
- The 17th week of 2023, date code is 2317

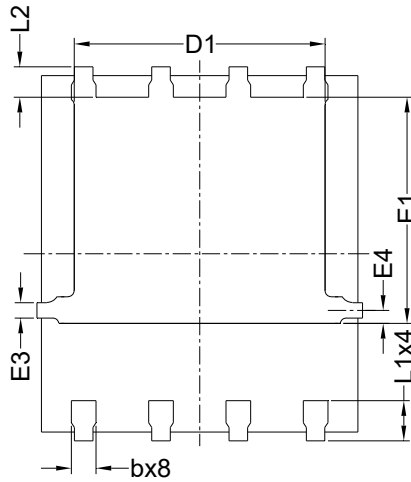


MBR645P5CQ

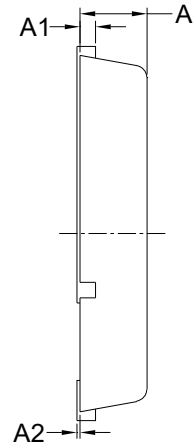
■ Outline Dimensions & Suggested Pad Layout



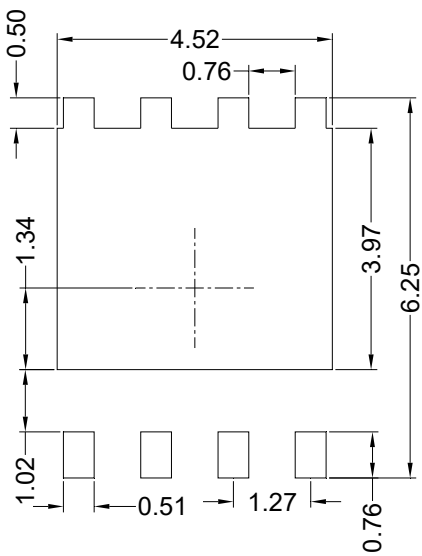
Top View



Bottom View



Side View



Suggested Solder Pad Layout
Top View

SYMBOL	MILLIMETER		
	MIN	NOM	MAX
D	5.15	5.35	5.55
E	5.95	6.15	6.35
A	1.00	1.10	1.20
A1	0.254 BSC		
A2			0.10
D1	3.92	4.12	4.32
E1	3.52	3.72	3.92
D2	5.00	5.20	5.40
E2	5.66	5.86	6.06
E3	0.254 REF		
E4	0.21 REF		
L1	0.56	0.66	0.76
L2	0.50 BSC		
b	0.31	0.41	0.51
e	1.27 BSC		

Note:

1. Controlling dimension: in millimeters.
2. General tolerance: ± 0.10 mm.
3. The pad layout is for reference purposes only.



MBR645P5CQ

Disclaimer

The information presented in this document is for reference only. Yangzhou Yangjie Electronic Technology Co., Ltd. reserves the right to make changes without notice for the specification of the products displayed herein to improve reliability, function or design or otherwise.

The product listed herein is designed to be used with automotive electronics, are not designed for use in medical, lifesaving, lifesustaining, or military, Yangjie or anyone on its behalf, assumes no responsibility or liability for any damages resulting from such improper use of sale.

This publication supersedes & replaces all information previously supplied. For additional information, please visit our website [http:// www.21yangjie.com](http://www.21yangjie.com) , or consult your nearest Yangjie's sales office for further assistance.